




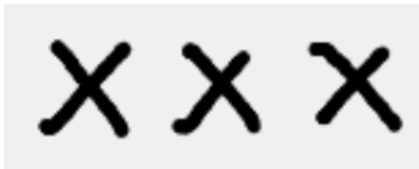


## EYFS Mark Making & Handwriting Progression Map

|   |  |
|---|--|
|    | <p><b><u>Circles &amp; dots</u></b></p> <ul style="list-style-type: none"><li>• Dots can go in different directions, e.g. horizontal or vertical.</li><li>• Circles can be drawn singular or in a line in different directions.</li><li>• Circles and dots can vary in size.</li></ul> |
|    | <p><b><u>Straight lines</u></b></p> <ul style="list-style-type: none"><li>• Begin with straight lines that are vertical or horizontal.</li><li>• Extend to diagonal lines.</li></ul>   |
|  | <p><b><u>Curved &amp; changing lines</u></b></p> <ul style="list-style-type: none"><li>• Zig zags</li><li>• Waves</li><li>• Springs</li><li>• Crosses</li></ul>  |



## EYFS Mark Making & Handwriting Progression Map



### Complex lines

- Turrets
- Spirals
- Complex wave patterns



## EYFS Mark Making & Handwriting Progression Map



c t s

### Letters

- Begin to write simple letters, e.g. the first letter in their name.



## EYFS Mark Making & Handwriting Progression Map

|                  | <b>Autumn 1</b> | <b>Autumn 2</b>  | <b>Spring 1</b>   | <b>Spring 2</b>  | <b>Summer 1</b>  | <b>Summer 2</b>   |
|------------------|-----------------|--|---|--|--|---|
| <b>Reception</b> | Dough Disco     | <p><u>'Around' letters</u><br/>c a o d g q</p> <p><u>'Down' letters</u><br/>i l t</p> <p>Taught correct start and exit points.</p> <p>Expose children to terms like above, below, on the line.</p> | <p><u>'Down' letters</u><br/>b p k h j m n</p> <p>Taught correct start and exit points.</p> <p>Expose children to terms like above, below, on the line.</p> | <p><u>'Down' letters</u><br/>r u y</p> <p><u>'Curly' letters</u><br/>e f s</p> | <p><u>'Zig-Zag' letters</u><br/>v w z x</p> <p>Expose children to terms like above, below, on the line, ascender, descender.</p> | <p>Capital letter formation with corresponding lowercase letter in alphabetical order.</p> <p>Expose children to terms like above, below, on the line, ascender, descender.</p> |